

**Shareholding Pattern under Regulation 31 of SEBI (Listing Obligations and Disclosure Requirements) Regulations, 2015**

1	Name of Listed Entity: ADF Foods Limited
2	Scrip Code/Name of Scrip/Class of Security: 519183 / ADFFOODS / Equity
3	Share Holding Pattern Filed under: Reg. 31(1)(b)
a.	If under 31(1)(b) then indicate the report for Quarter ending 30th September, 2016
b.	If under 31(1)(c) then indicate date of allotment/extinguishment
4	Declaration: The Listed entity is required to submit the following declaration to the extent of submission of information:-

	Particulars	Yes*	No*
1	Whether the Listed Entity has issued any partly paid up shares?		No
2	Whether the Listed Entity has issued any Convertible Securities or Warrants?		No
3	Whether the Listed Entity has any shares against which depository receipts are issued?		No
4	Whether the Listed Entity has any shares in locked-in?		No
5	Whether any shares held by promoters are pledge or otherwise encumbered?		No

\* If the Listed Entity selects the option 'No' for the questions above, the columns for the partly paid up shares, Outstanding Convertible Securities/Warrants, depository receipts, locked-in shares, No of shares pledged or otherwise encumbered by promoters, as applicable, shall not be displayed at the time of dissemination on the Stock Exchange website. Also wherever there is 'No' declared by Listed Entity in above table the values will be considered as 'Zero' by default on submission of the format of holding of specified securities.



ADF Foods Limited

Table I - Summary Statement holding of specified securities


Category	Category of shareholder	Number of shareholders	No. of fully paid up equity shares held	No. of Partly paid-up equity shares held	No. of shares underlying Depository Receipts	Total nos. shares held	Shareholding as a % of total no. of shares (calculated as per SCRR, 1957)	Number of Voting Rights held in each class of securities				No. of Shares Underlying Outstanding convertible securities (including	Shareholding, as a % assuming full conversion of convertible securities (as a percentage of diluted share capital)	Number of Locked in shares		Number of Shares pledged or otherwise encumbered		Number of equity shares held in dematerialised form
								No of Voting Rights			Total as a % of (A+B+C)			No. (a)	As a % of total Shares held(b)	No. (a)	As a % of total Shares held(b)	
								Class eg: X	Class eg: Y	Total								
(I)	(II)	(III)	(IV)	(V)	(VI)	(VII) = (IV)+(V)+(VI)	(VIII)As a % of (A+B+C2)	(IX)				(X)	(XI)= (VII)+(X) As a % of (A+B+C2)	(XII)		(XIII)		(XIV)
(A)	Promoter & Promoter Group	13	11516650	0	0	11516650	54.04	11516650	0	11516650	54.04	0	54.04	0	0.00	0	0.00	11516650
(B)	Public	18710	9796279	0	0	9796279	45.96	9796279	0	9796279	45.96	0	45.96	0	0.00	913267	9.32	8500712
(C)	Non Promoter - Non Public	0	0	0	0	0	0.00	0	0	0	0.00	0	0.00	0	0.00	0	0.00	0
(C1)	Shares Underlying DRs	0	0	0	0	0	0.00	0	0	0	0.00	0	0.00	0	0.00	0	0.00	0
(C2)	Shares Held By Employee Trust	0	0	0	0	0	0.00	0	0	0	0.00	0	0.00	0	0.00	0	0.00	0
	<b>Total</b>	<b>18723</b>	<b>21312929</b>	<b>0</b>	<b>0</b>	<b>21312929</b>	<b>100.00</b>	<b>21312929</b>	<b>0</b>	<b>21312929</b>	<b>100.00</b>	<b>0</b>	<b>100.00</b>	<b>0</b>	<b>0.00</b>	<b>913267</b>	<b>4.29</b>	<b>20017362</b>



ADF Foods Limited

Table II (I)(a)- Statement showing shareholding pattern of the Promoter and Promoter Group

Category	Category & Name of shareholders	Nos. of share holders	No. of fully paid up equity shares held	No. of Partly paid-up equity shares held	No. of shares under lying Depository Receipts	Total nos. shares held	Shareholding as a % of total no. of shares (calculated as per SCRR, 1957)	Number of Voting Rights held in each class of securities			No. of Shares Underlying Outstanding convertible securities (including Warrants)	Shareholding, as a % assuming full conversion of convertible securities (as a percentage of diluted share capital)	Number of Locked in shares		Number of Shares pledged or otherwise encumbered		Number of equity shares held in dematerialised form	
								No of Voting Rights					Total as a % of (A+B+C)	No. (a)	As a % of total Shares held(b)	No. (a)		As a % of total Shares held(b)
								Class eg: X	Class eg: y	Total								
	(I)	(III)	(IV)	(V)	(VI)	(VII) = (IV)+(V)+ (VI)	(VIII) As a % of (A+B+C 2)	(IX)			(X)	(XI)= (VII)+(X) As a % of (A+B+C2)	(XII)		(XIII)		(XIV)	
1	Indian																	
(a)	Individuals / Hindu Undivided Family	12	11278251	0	0	11278251	52.92	11278251	0	11278251	52.92	0	52.92	0	0.00	0	0	11278251
	Bimal Ramesh Thakkar	1	2276074	0	0	2276074	10.68	2276074	0	2276074	10.68	0	10.68	0	0	0	0	2276074
	Mahalaxmi Ramesh Thakkar	1	1958022	0	0	1958022	9.19	1958022	0	1958022	9.19	0	9.19	0	0	0	0	1958022
	Mishal Ashok Thakkar	1	1821098	0	0	1821098	8.54	1821098	0	1821098	8.54	0	8.54	0	0	0	0	1821098
	Ashok H Thakkar	4	1461354	0	0	1461354	6.86	1461354	0	1461354	6.86	0	6.86	0	0	0	0	1461354
	Bhaves Ramesh Thakkar	1	1176450	0	0	1176450	5.52	1176450	0	1176450	5.52	0	5.52	0	0	0	0	1176450
	Priyanka Bhaves Thakkar	1	1101000	0	0	1101000	5.17	1101000	0	1101000	5.17	0	5.17	0	0	0	0	1101000
	Bimal Thakkar HUF	1	595246	0	0	595246	2.79	595246	0	595246	2.79	0	2.79	0	0	0	0	595246
	Parul Bimal Thakkar	1	316007	0	0	316007	1.48	316007	0	316007	1.48	0	1.48	0	0	0	0	316007
	Bhaves Ramesh Thakkar HUF	1	573000	0	0	573000	2.69	573000	0	573000	2.69	0	2.69	0	0	0	0	573000



Category	Category & Name of shareholders	Nos. of share holders	No. of fully paid up equity shares held	No. of Partly paid-up equity shares held	No. of shares under lying Depository Receipts	Total nos. shares held	Shareholding as a % of total no. of shares (calculated as per SCRR, 1957)	Number of Voting Rights held in each class of securities			No. of Shares Underlying Outstanding convertible securities (including Warrants)	Shareholding, as a % assuming full conversion of convertible securities (as a percentage of diluted share capital)	Number of Locked in shares		Number of Shares pledged or otherwise encumbered		Number of equity shares held in dematerialised form	
								No of Voting Rights					Total as a % of (A+B+C)	No. (a)	As a % of total Shares held(b)	No. (a)		As a % of total Shares held(b)
								Class eg: X	Class eg: y	Total								
	(I)	(III)	(IV)	(V)	(VI)	(VII) = (IV)+(V)+ (VI)	(VIII) As a % of (A+B+C 2)	(IX)			(X)	(XI) = (VII)+(X) As a % of (A+B+C2)	(XII)	(XIII)	(XIV)			
(b)	Central Government / State Government(s)	0	0	0	0	0	0.00	0	0	0	0	0.00	0	0.00	0	0	0	
(c)	Financial Institutions / Banks	0	0	0	0	0	0.00	0	0	0	0	0.00	0	0.00	0	0	0	
(d)	Any Other (Specify)																	
	Bodies Corporate	1	238399	0	0	238399	1.12	238399	0	238399	1.12	0	1.12	0	0	0	0	238399
	H J Thakkar Property Investment Limited	1	238399	0	0	238399	1.12	238399	0	238399	1.12	0	1.12	0	0	0	0	238399
	<b>Sub Total (A)(1)</b>	<b>13</b>	<b>11516650</b>	<b>0</b>	<b>0</b>	<b>11516650</b>	<b>54.04</b>	<b>11516650</b>	<b>0</b>	<b>11516650</b>	<b>54.04</b>	<b>0</b>	<b>54.04</b>	<b>0</b>	<b>0</b>	<b>0</b>	<b>0</b>	<b>11516650</b>
<b>2</b>	<b>Foreign</b>																	
(a)	Individuals (Non-Resident Individuals / Foreign Individuals)	0	0	0	0	0	0.00	0	0	0	0	0.00	0	0.00	0	0	0	
(b)	Government	0	0	0	0	0	0.00	0	0	0	0	0.00	0	0.00	0	0	0	
(c)	Institutions	0	0	0	0	0	0.00	0	0	0	0	0.00	0	0.00	0	0	0	



Category	Category & Name of shareholders	Nos. of shareholders	No. of fully paid up equity shares held	No. of Partly paid-up equity shares held	No. of shares under Depository Receipts	Total nos. shares held	Shareholding as a % of total no. of shares (calculated as per SCRR, 1957)	Number of Voting Rights held in each class of securities				No. of Shares Underlying Outstanding convertible securities (including Warrants)	Shareholding, as a % assuming full conversion of convertible securities (as a percentage of diluted share capital)	Number of Locked in shares		Number of Shares pledged or otherwise encumbered		Number of equity shares held in dematerialised form
								No of Voting Rights			Total as a % of (A+B+C)			No. (a)	As a % of total Shares held(b)	No. (a)	As a % of total Shares held(b)	
								Class eg: X	Class eg: Y	Total								
	(I)	(III)	(IV)	(V)	(VI)	(VII) = (IV)+(V)+(VI)	(VIII) As a % of (A+B+C 2)	(IX)				(X)	(XI) = (VII)+(X) As a % of (A+B+C2)	(XII)		(XIII)		(XIV)
(d)	Foreign Portfolio Investor	0	0	0	0	0	0.00	0	0	0	0	0	0.00	0	0.00	0	0	0
(e)	Any Other (Specify)	0	0	0	0	0	0.00	0	0	0	0	0	0.00	0	0.00	0	0	0
	<b>Sub Total (A)(2)</b>	<b>0</b>	<b>0</b>	<b>0</b>	<b>0</b>	<b>0</b>	<b>0.00</b>	<b>0</b>	<b>0</b>	<b>0</b>	<b>0</b>	<b>0</b>	<b>0.00</b>	<b>0</b>	<b>0.00</b>	<b>0</b>	<b>0</b>	<b>0</b>
	<b>Total Shareholding Of Promoter And Promoter Group (A)= (A)(1)+(A)(2)</b>	<b>13</b>	<b>11516650</b>	<b>0</b>	<b>0</b>	<b>11516650</b>	<b>54.04</b>	<b>11516650</b>	<b>0</b>	<b>11516650</b>	<b>54.04</b>	<b>0</b>	<b>54.04</b>	<b>0</b>	<b>0.00</b>	<b>0</b>	<b>0</b>	<b>11516650</b>

Details of Shares which remain unclaimed may be given hear along with details such as number of shareholders, outstanding shares held in demat/unclaimed suspense account, voting rights which are frozen etc.

**Note:**

(1) PAN would not be displayed on website of Stock Exchange(s)

(2) The term 'Encumbrance' has the same meaning as assigned under regulation 28(3) of SEBI (Substantial Acquisition of Shares and Takeovers) Regulations, 2011.




**ADF Foods Limited**

**Table III - Statement showing shareholding pattern of the Public shareholder**

Category	Category & Name of shareholders	Nos. of shareholders	No. of fully paid up equity shares held	No. of Partly paid-up equity shares held	No. of shares underlying Depository Receipts	Total nos. shares held	Share holding as a % of total no. of shares (calculated as per SCRR, 1957)	Number of Voting Rights held in each class of securities			No. of Shares Underlying Outstanding convertible securities (including)	Shareholding, as a % assuming full conversion of convertible securities (as a percentage of diluted)	Number of Locked in shares		Number of Shares pledged or otherwise encumbered		Number of equity shares held in dematerialised form	
								No of Voting Rights					Total as a % of (A+B+C)	No. (a)	As a % of total Shares held(b)	No. (a)		As a % of total Shares held(b)
								Class eg: X	Class eg: y	Total								
	(I)	(III)	(IV)	(V)	(VI)	(VII) = (IV)+(V)+(VI)	(VIII) As a % of (A+B+C2)	(IX)			(X)	(XI) = (VII)+(X) As a % of (A+B+C2)	(XII)		(XIII)		(XIV)	
<b>1</b>	<b>Institutions</b>																	
(a)	Mutual Fund	12	18300	0	0	18300	0.09	18300	0	18300	0.09	0	0.09	0	0.00	0	0.00	0
(b)	Venture Capital Funds	0	0	0	0	0	0.00	0	0	0	0	0	0.00	0	0.00	0	0.00	0
(c)	Alternate Investment Funds	0	0	0	0	0	0.00	0	0	0	0	0	0.00	0	0.00	0	0.00	0
(d)	Foreign Venture Capital Investors	0	0	0	0	0	0.00	0	0	0	0	0	0.00	0	0.00	0	0.00	0
(e)	Foreign Portfolio Investor	7	121643	0	0	121643	0.57	121643	0	121643	0.57	0	0.57	0	0.00	0	0.00	116343
(f)	Financial Institutions / Banks	4	20123	0	0	20123	0.09	20123	0	20123	0.09	0	0.09	0	0.00	5664	28.15	19623
(g)	Insurance Companies	0	0	0	0	0	0.00	0	0	0	0.00	0	0.00	0	0.00	0	0.00	0
(h)	Provident Funds/ Pension Funds	0	0	0	0	0	0.00	0	0	0	0.00	0	0.00	0	0.00	0	0.00	0
(i)	Any Other (Specify)																	
	Foreign Institutional Investors	0	0	0	0	0	0.00	0	0	0	0.00	0	0.00	0	0.00	0	0.00	0
	<b>Sub Total (B)(1)</b>	<b>23</b>	<b>160066</b>	<b>0</b>	<b>0</b>	<b>160066</b>	<b>0.75</b>	<b>160066</b>	<b>0</b>	<b>160066</b>	<b>0.75</b>	<b>0</b>	<b>0.75</b>	<b>0</b>	<b>0.00</b>	<b>5664</b>	<b>28.15</b>	<b>135966</b>



Category	Category & Name of shareholders	Nos. of shareholders	No. of fully paid up equity shares held	No. of Partly paid-up equity shares held	No. of shares under Depository Receipts	Total nos. shares held	Share holding as a % of total no. of shares (calculated as per SCRR, 1957)	Number of Voting Rights held in each class of securities			No. of Shares Underlying Outstanding convertible securities (including)	Shareholding, as a % assuming full conversion of convertible securities (as a percentage of diluted)	Number of Locked in shares		Number of Shares pledged or otherwise encumbered		Number of equity shares held in dematerialised form	
								No of Voting Rights					Total as a % of (A+B+C)	No. (a)	As a % of total Shares held (b)	No. (a)		As a % of total Shares held (b)
								Class eg: X	Class eg: y	Total								
2	Central Government/ State Government(s)/ President of India	0	0	0	0	0	0.00	0	0	0	0.00	0	0.00	0	0.00	0	0.00	0
	Sub Total (B)(2)	0	0	0	0	0	0.00	0	0	0	0.00	0	0.00	0	0.00	0	0.00	0
3	Non-Institutions																	
(a)	Individuals																	
	i. Individual shareholders holding nominal share capital up to Rs. 2 lakhs.	17822	4153914	0	0	4153914	19.49	4153914	0	4153914	19.49	0	19.49	0	0.00	81373	1.96	2901247
	ii. Individual shareholders holding nominal share capital in excess of Rs. 2 lakhs.	20	2555423	0	0	2555423	11.99	2555423	0	2555423	11.99	0	11.99	0	0.00	0	0.00	2555423
	Ashwin Kedia		250000	0	0	250000	1.17	250000	0	250000	1.17	0	1.17	0	0.00	0	0.00	250000
	Dolly Khanna		217981	0	0	217981	1.02	217981	0	217981	1.02	0	1.02	0	0.00	0	0.00	217981
	Lashit Sanghvi		283750	0	0	283750	1.33	283750	0	283750	1.33	0	1.33	0	0.00	0	0.00	283750
	Nirmal Arora		800000	0	0	800000	3.75	800000	0	800000	3.75	0	3.75	0	0.00	0	0.00	800000
	Shefali Bhupendra Mehta		253043	0	0	253043	1.19	253043	0	253043	1.19	0	1.19	0	0.00	0	0.00	253043
(b)	NBFCs registered with RBI	0	0	0	0	0	0.00	0	0	0	0.00	0	0.00	0	0.00	0	0.00	0
(c)	Employee Trusts	0	0	0	0	0	0.00	0	0	0	0.00	0	0.00	0	0.00	0	0.00	0
(d)	Overseas Depositories (holding DRs) (balancing figure)	0	0	0	0	0	0.00	0	0	0	0.00	0	0.00	0	0.00	0	0.00	0



Category	Category & Name of shareholders	Nos. of shareholders	No. of fully paid up equity shares held	No. of Partly paid-up equity shares held	No. of shares under lying Depository Receipts	Total nos. shares held	Share holding as a % of total no. of shares (calculated as per SCRR, 1957)	Number of Voting Rights held in each class of securities			No. of Shares	Shareholding, as a % assuming full conversion of convertible securities (as a percentage of diluted)	Number of Locked In shares		Number of Shares pledged or otherwise encumbered		Number of equity shares held in dematerialised form	
								No of Voting Rights					Underlying Outstanding convertible securities (including	No. (a)	As a % of total Shares held(b)	No. (a)		As a % of total Shares held(b)
								Class eg: X	Class eg: Y	Total								
(I)	(II)	(III)	(IV)	(V)	(VI)	(VII) = (IV)+(V)+(VI)	(VIII) As a % of (A+B+C2)	(IX)			(X)	(XI) = (VII)+(X) As a % of (A+B+C2)	(XII)	(XIII)	(XIV)			
(e)	Any Other (Specify)	845	2926876	0	0	2926876	13.73	2926876	0	2926876	13.73	0	13.73	0	0.00	0	0.00	2908076
	Trusts	1	500	0	0	500	0.00	500	0	500	0.00	0	0.00	0	0.00	0	0.00	500
	Relatives Of Director	5	88403	0	0	88403	0.41	88403	0	88403	0.41	0	0.41	0	0.00	0	0.00	88403
	Hindu Undivided Family	209	282496	0	0	282496	1.33	282496	0	282496	1.33	0	1.33	0	0.00	0	0.00	282496
	Non Resident Indians (Non Repat)	41	19558	0	0	19558	0.09	19558	0	19558	0.09	0	0.09	0	0.00	0	0.00	19558
	Non Resident Indians (Repat)	110	90437	0	0	90437	0.42	90437	0	90437	0.42	0	0.42	0	0.00	0	0.00	89237
	Independent Director	4	204450	0	0	204450	0.96	204450	0	204450	0.96	0	0.96	0	0.00	0	0.00	204450
	Clearing Member	246	273162	0	0	273162	1.28	273162	0	273162	1.28	0	1.28	0	0.00	68397	25.04	273162
	<b>Bodies Corporate</b>	<b>229</b>	<b>1967870</b>	<b>0</b>	<b>0</b>	<b>1967870</b>	<b>9.23</b>	<b>1967870</b>	<b>0</b>	<b>1967870</b>	<b>9.23</b>	<b>0</b>	<b>9.23</b>	<b>0</b>	<b>0.00</b>	<b>757833</b>	<b>38.51</b>	<b>1950270</b>
	Top Class Capital Markets Pvt Ltd		574316	0	0	574316	2.69	574316	0	574316	2.69	0	2.69	0	0.00	457000	79.57	574316
	Pranav Financial Services Private Limited		238997	0	0	238997	1.12	238997	0	238997	1.12	0	1.12	0	0.00	0	0.00	238997
	Top Class Capital Markets Pvt Ltd		213219	0	0	213219	1.00	213219	0	213219	1.00	0	1.00	0	0.00	0	0.00	213219
	<b>Sub Total (B){3}</b>	<b>18687</b>	<b>9636213</b>	<b>0</b>	<b>0</b>	<b>9636213</b>	<b>45.21</b>	<b>9636213</b>	<b>0</b>	<b>9636213</b>	<b>45.21</b>	<b>0</b>	<b>45.21</b>	<b>0</b>	<b>0.00</b>	<b>913267</b>	<b>9.48</b>	<b>8364746</b>
	<b>Total Public Shareholding (B) = (B){1}+(B){2}+(B){3}</b>	<b>18710</b>	<b>9796279</b>	<b>0</b>	<b>0</b>	<b>9796279</b>	<b>45.96</b>	<b>9796279</b>	<b>0</b>	<b>9796279</b>	<b>45.96</b>	<b>0</b>	<b>45.96</b>	<b>0</b>	<b>0.00</b>	<b>913267</b>	<b>9.48</b>	<b>8500712</b>

Details of the shareholders acting as persons in Concert including their Shareholding (No. and %):

Details of Shares which remain unclaimed may be given here along with details such as number of shareholders, outstanding shares held in demat/unclaimed suspense account, voting rights which are frozen etc.


No. of shareholders	No. of Shares
0	0

Note:

(1) PAN would not be displayed on website of Stock Exchange(s).

(2) The above format needs to be disclosed along with the name of following persons: Institutions/Non Institutions holding more than 1% of total number of shares

(3) W.r.t. the information pertaining to Depository Receipts, the same may be disclosed in the respective columns to the extent information available and the balance to be disclosed as held by custodian.





**ADF Foods Limited**

**Table IV - Statement showing shareholding pattern of the Non Promoter- Non Public shareholder**

Category	Category & Name of shareholders	Nos. of share holders	No. of fully paid up equity shares held	No. of Partly paid-up equity shares held	No. of shares underlying Depository Receipts	Total nos. shares held	Share holding as a % of total no. of shares (calculated as per	Number of Voting Rights held in each class of securities				No. of Shares Underlying Outstanding convertible securities	Share holding, as a % assumed full conversion of convertible securities	Number of Locked in shares		Number of Shares pledged or otherwise encumbered		Number of equity shares held in dematerialised form
								No of Voting Rights			Total as a % of (A+B+C)			No. (a)	As a % of total Shares held(b)	No. (a)	As a % of total Shares held(b)	
								Class eg: X	Class eg: y	Total								
	(I)	(III)	(IV)	(V)	(VI)	(VII) = (IV)+(V)+(VI)	(VIII) As a % of (A+B+C2)	(IX)				(X)	(XI) = (VII)+(X) As a % of (A+B+C2)	(XII)		(XIII)		(XIV)
1	Custodian/DR Holder	0	0	0	0	0	0.00	0	0	0	0.00	0.00	0.00	0	0.00	0.00	0.00	0
2	Employee Benefit Trust (under SEBI (Share based Employee Benefit) Regulations, 2014)	0	0	0	0	0	0.00	0	0	0	0.00	0.00	0.00	0	0.00	0.00	0.00	0
	<b>Total Non-Promoter-Non Public Shareholding (C)= (C)(1)+(C)(2)</b>	<b>0</b>	<b>0</b>	<b>0</b>	<b>0</b>	<b>0</b>	<b>0.00</b>	<b>0</b>	<b>0</b>	<b>0</b>	<b>0.00</b>	<b>0.00</b>	<b>0.00</b>	<b>0</b>	<b>0.00</b>	<b>0.00</b>	<b>0.00</b>	<b>0</b>

**Note:**

- (1) PAN would not be displayed on website of Stock Exchange(s).
- (2) The above format needs to disclose name of all holders holding more than 1% of total number of shares
- (3) W.r.t. the information pertaining to Depository Receipts, the same may be disclosed in the respective columns to the extent information available

