

Shareholding Pattern under Regulation 31 of SEBI (Listing Obligations and Disclosure Requirements) Regulations, 2015

1	Name of Listed Entity: ADF Foods Limited
2	Scrip Code/Name of Scrip/Class of Security: 519183 / ADFFOODS / Equity
3	Share Holding Pattern Filed under: Reg.31(1)(b)
a.	If under 31(1)(b) then indicate the report for Quarter ending 31 st March, 2018
b.	If under 31(1)(c) then indicate date of extinguishment
4	Declaration: The Listed entity is required to submit the following declaration to the extent of submission of information:-

	Particulars	Yes*	No*
1	Whether the Listed Entity has issued any partly paid up shares?		No
2	Whether the Listed Entity has issued any Convertible Securities or Warrants?		No
3	Whether the Listed Entity has any shares against which depository receipts are issued?		No
4	Whether the Listed Entity has any shares in locked-in?		No
5	Whether any shares held by promoters are pledge or otherwise encumbered?		No


* If the Listed Entity selects the option 'No' for the questions above, the columns for the partly paid up shares, Outstanding Convertible Securities/Warrants, depository receipts, locked-in shares, No of shares pledged or otherwise encumbered by promoters, as applicable, shall not be displayed at the time of dissemination on the Stock Exchange website. Also wherever there is 'No' declared by Listed Entity in above table the values will be considered as 'Zero' by default on submission of the format of holding of specified securities.



ADF Foods Limited

Table I - Summary Statement holding of specified securities

Category	Category of shareholder	Number of shareholders	No. of fully paid up equity shares held	No. of Partly paid-up equity shares held	No. of shares underlying Depository Receipts	Total nos. shares held	Shareholding as a % of total no. of shares (calculated as per SCRR, 1957)	Number of Voting Rights held in each class of securities				No. of Shares Underlying Outstanding convertible securities (including Warrants)	Shareholding, as a % assuming full conversion of convertible securities (as a percentage of diluted share capital)	Number of Locked in shares		Number of Shares pledged or otherwise encumbered		Number of equity shares held in dematerialised form
								No of Voting Rights			Total as a % of (A+B+C)			No. (a)	As a % of total Shares held(b)	No. (a)	As a % of total Shares held(b)	
								Class eg: X	Class eg: y	Total								
(I)	(II)	(III)	(IV)	(V)	(VI)	(VII) = (IV)+(V)+ (VI)	(VIII)As a % of (A+B+C2)	(IX)				(X)	(XI)= (VII)+(X) As a % of (A+B+C2)	(XII)	(XIII)		(XIV)	
(A)	Promoter & Promoter Group	10	7466650	0	0	7466650	35.22	7466650	0	7466650	35.22	0	35.22	0	0.00	0	0.00	7466650
(B)	Public	21909	13734811	0	0	13734811	64.78	13734811	0	13734811	64.78	0	64.78	0	0.00	2284984	16.64	12836027
(C)	Non Promoter - Non Public	0	0	0	0	0	0.00	0	0	0	0.00	0	0.00	0	0.00	0	0.00	0
(C1)	Shares Underlying DRs	0	0	0	0	0	0.00	0	0	0	0.00	0	0.00	0	0.00	0	0.00	0
(C2)	Shares Held By Employee Trust	0	0	0	0	0	0.00	0	0	0	0.00	0	0.00	0	0.00	0	0.00	0
	Total	21919	21201461	0	0	21201461	100.00	21201461	0	21201461	100.00	0	100.00	0	0	2284984	10.78	20302677



ADF Foods Limited

Table II (I)(a)- Statement showing shareholding pattern of the Promoter and Promoter Group

Category	Category & Name of shareholders	Nos. of shareholders	No. of fully paid up equity shares held	No. of Partly paid-up equity shares held	No. of shares underlying Depository Receipts	Total nos. shares heldS	Shareholding as a % of total no. of shares (calculated as per SCRR, 1957)	Number of Voting Rights held in each class of securities			No. of Shares Underlying Outstanding convertible securities (including Warrants)	Shareholding, as a % assuming full conversion of convertible securities (as a percentage of diluted share capital)	Number of Locked in shares		Number of Shares pledged or otherwise encumbered		Number of equity shares held in dematerialised form	
								No of Voting Rights		Total as a % of (A+B+C)			No. (a)	As a % of total Shares held(b)	No. (a)	As a % of total Shares held(b)		
								Class eg: X	Class eg: y									Total
	(I)	(III)	(IV)	(V)	(VI)	(VII) = (IV)+(V)+(VI)	(VIII) As a % of (A+B+C2)	(IX)			(X)	(XI) = (VII)+(X) As a % of (A+B+C2)	(XII)		(XIII)	(XIV)		
1	Indian																	
(a)	Individuals / Hindu Undivided Family	9	7228251	0	0	7228251	34.10	7228251	0	7228251	34.10	0	34.10	0	0.00	0	0	7228251
	Bimal Ramesh Thakkar	1	2276074	0	0	2276074	10.74	2276074	0	2276074	10.74	0	10.74	0	0	0	0	2276074
	Mahalaxmi Ramesh Thakkar	1	1958022	0	0	1958022	9.24	1958022	0	1958022	9.24	0	9.24	0	0	0	0	1958022
	Mishal Ashok Thakkar	1	21098	0	0	21098	0.10	21098	0	21098	0.10	0	0.10	0	0	0	0	21098
	Ashok H Thakkar	1	11354	0	0	11354	0.05	11354	0	11354	0.05	0	0.05	0	0	0	0	11354
	Bhaves Ramesh Thakkar	1	1176450	0	0	1176450	5.55	1176450	0	1176450	5.55	0	5.55	0	0	0	0	1176450
	Priyanka Bhaves Thakkar	1	301000	0	0	301000	1.42	301000	0	301000	1.42	0	1.42	0	0	0	0	301000
	Bimal Thakkar HUF	1	595246	0	0	595246	2.81	595246	0	595246	2.81	0	2.81	0	0	0	0	595246
	Parul Bimal Thakkar	1	316007	0	0	316007	1.49	316007	0	316007	1.49	0	1.49	0	0	0	0	316007
	Bhaves Ramesh Thakkar HUF	1	573000	0	0	573000	2.70	573000	0	573000	2.70	0	2.70	0	0	0	0	573000
(b)	Central Government / State Government(s)	0	0	0	0	0	0.00	0	0	0	0.00	0	0.00	0	0.00	0	0	0
(c)	Financial Institutions / Banks	0	0	0	0	0	0.00	0	0	0	0.00	0	0.00	0	0.00	0	0	0



Category	Category & Name of shareholders	Nos. of shareholders	No. of fully paid up equity shares held	No. of Partly paid-up equity shares held	No. of shares underlying Depository Receipts	Total nos. shares held S	Shareholding as a % of total no. of shares (calculated as per SCRR, 1957)	Number of Voting Rights held in each class of securities			No. of Shares Underlying Outstanding convertible securities (including Warrants)	Shareholding, as a % assuming full conversion of convertible securities (as a percentage of diluted share capital)	Number of Locked In shares		Number of Shares pledged or otherwise encumbered		Number of equity shares held in dematerialised form	
								No of Voting Rights					Total as a % of (A+B+C)	No. (a)	As a % of total Shares held(b)	No. (a)		As a % of total Shares held(b)
								Class eg: X	Class eg: y	Total								
	(I)	(III)	(IV)	(V)	(VI)	(VII) = (IV)+(V)+(VI)	(VIII) As a % of (A+B+C2)	(IX)			(X)	(XI) = (VII)+(X) As a % of (A+B+C2)	(XII)		(XIII)		(XIV)	
(d)	Any Other (Specify)																	
	Bodies Corporate	1	238399	0	0	238399	1.12	238399	0	238399	1.12	0	1.12	0	0	0	0	238399
	H J Thakkar Property Investment Limited	1	238399	0	0	238399	1.12	238399	0	238399	1.12	0	1.12	0	0	0	0	238399
	Sub Total (A)(1)	10	7466650	0	0	7466650	35.22	7466650	0	7466650	35.22	0	35.22	0	0	0	0	7466650
2	Foreign																	
(a)	Individuals (Non-Resident Individuals / Foreign Individuals)	0	0	0	0	0	0.00	0	0	0	0.00	0	0.00	0	0.00	0	0	0
(b)	Government	0	0	0	0	0	0.00	0	0	0	0.00	0	0.00	0	0.00	0	0	0
(c)	Institutions	0	0	0	0	0	0.00	0	0	0	0.00	0	0.00	0	0.00	0	0	0
(d)	Foreign Portfolio Investor	0	0	0	0	0	0.00	0	0	0	0.00	0	0.00	0	0.00	0	0	0
(e)	Any Other (Specify)	0	0	0	0	0	0.00	0	0	0	0.00	0	0.00	0	0.00	0	0	0
	Sub Total (A)(2)	0	0	0	0	0	0.00	0	0	0	0.00	0	0.00	0	0.00	0	0	0
	Total Shareholding Of Promoter And Promoter Group (A)= (A)(1)+(A)(2)	10	7466650	0	0	7466650	35.22	7466650	0	7466650	35.22	0	35.22	0	0.00	0	0	7466650

Details of Shares which remain unclaimed may be given hear along with details such as number of shareholders, outstanding shares held in demat/unclaimed suspense account, voting rights which are frozen etc.

Note:

(1) PAN would not be displayed on website of Stock Exchange(s)


(2) The term 'Encumbrance' has the same meaning as assigned under regulation 28(3) of SEBI (Substantial Acquisition of Shares and Takeovers) Regulations, 2011.




ADF Foods Limited

Table III - Statement showing shareholding pattern of the Public shareholder

Category	Category & Name of shareholders	Nos. of shareholders	No. of fully paid up equity shares held	No. of Partly paid-up equity shares held	No. of shares underlying Depository Receipts	Total nos. shares held	Shareholding as a % of total no. of shares (calculated as per SCRR, 1957)	Number of Voting Rights held in each class of securities			No. of Shares Underlying Outstanding convertible securities (including Warrants)	Shareholding, as a % assuming full conversion of convertible securities (as a percentage of diluted share capital)	Number of Locked in shares		Number of Shares pledged or otherwise encumbered		Number of equity shares held in dematerialised form	
								No of Voting Rights		Total as a % of (A+B+C)			No. (a)	As a % of total Shares held(b)	No. (a)	As a % of total Shares held(b)		
								Class eg: X	Class eg: y									Total
	(I)	(III)	(IV)	(V)	(VI)	(VII) = (IV)+(V)+(VI)	(VIII) As a % of (A+B+C2)	(IX)			(X)	(XI) = (VII)+(X) As a % of (A+B+C2)	(XII)		(XIII)		(XIV)	
1	Institutions																	
(a)	Mutual Fund	3	5100	0	0	5100	0.03	5100	0	5100	0.03	0	0.03	0	0.00	0	0.00	0
(b)	Venture Capital Funds	0	0	0	0	0	0.00	0	0	0	0.00	0	0.00	0	0.00	0	0.00	0
(c)	Alternate Investment	0	0	0	0	0	0.00	0	0	0	0.00	0	0.00	0	0.00	0	0.00	0
(d)	Foreign Venture	0	0	0	0	0	0.00	0	0	0	0.00	0	0.00	0	0.00	0	0.00	0
(e)	Foreign Portfolio	6	617310	0	0	617310	2.91	617310	0	617310	2.91	0	2.91	0	0.00	0	0.00	614010
	Kuber India Fund		462803	0	0	462803	2.18	462803	0	462803	2.18	0	2.18	0	0.00	0	0.00	462803
(f)	Financial Institutions / Banks	4	57729	0	0	57729	0.27	57729	0	57729	0.27	0	0.27	0	0.00	25348	43.91	57229
(g)	Insurance Companies	0	0	0	0	0	0.00	0	0	0	0.00	0	0.00	0	0.00	0	0.00	0
(h)	Provident Funds/ Pension Funds	0	0	0	0	0	0.00	0	0	0	0.00	0	0.00	0	0.00	0	0.00	0
(i)	Any Other (Specify)	0	0	0	0	0	0.00	0	0	0	0.00	0	0.00	0	0.00	0	0.00	0
	Sub Total (B)(1)	13	680139	0	0	680139	3.21	680139	0	680139	3.21	0	3.21	0	0.00	25348	3.73	671239
2	Central Government/ State Government(s)/ President of India	0	0	0	0	0	0.00	0	0	0	0.00	0	0.00	0	0.00	0	0.00	0
	Sub Total (B)(2)	0	0	0	0	0	0.00	0	0	0	0.00	0	0.00	0	0.00	0	0.00	0



Category	Category & Name of shareholders	Nos. of shareholders	No. of fully paid up equity shares held	No. of Partly paid-up equity shares held	No. of shares underlying Depository Receipts	Total nos. shares held	Shareholding as a % of total no. of shares (calculated as per SCRR, 1957)	Number of Voting Rights held in each class of securities			No. of Shares Underlying Outstanding convertible securities (including Warrants)	Shareholding, as a % assuming full conversion of convertible securities (as a percentage of diluted) share capital)	Number of Locked in shares		Number of Shares pledged or otherwise encumbered		Number of equity shares held in dematerialised form	
								No of Voting Rights		Total as a % of (A+B+C)			No. (a)	As a % of total Shares held(b)	No. (a)	As a % of total Shares held(b)		
								Class eg: X	Class eg: y									Total
	(I)	(III)	(IV)	(V)	(VI)	(VII) = (IV)+(V)+(VI)	(VIII) As a % of (A+B+C2)	(IX)			(X)	(XI)= (VII)+(X) As a % of (A+B+C2)	(XII)		(XIII)	(XIV)		
3	Non-institutions:																	
(a)	Individuals																	
	i. Individual shareholders holding nominal share capital up to Rs. 2 lakhs.	20910	4846190	0	0	4846190	22.85	4846190	0	4846190	22.85	0	22.85	0	0.00	88109	1.82	3968406
	ii. Individual shareholders holding nominal share capital in excess of Rs. 2 lakhs.	22	2363638	0	0	2363638	11.15	2363638	0	2363638	11.15	0	11.15	0	0.00	593147	25.09	2363638
	Alpana S Dangi		593147	0	0	593147	2.80	593147	0	593147	2.80	0	2.80	0	0.00	593147	100.00	593147
	Ashwin Kedia		250000	0	0	250000	1.18	250000	0	250000	1.18	0	1.18	0	0.00	0	0.00	250000
	Lashit Sanghvi		283750	0	0	283750	1.34	283750	0	283750	1.34	0	1.34	0	0.00	0	0.00	283750
(b)	NBFCs registered with RBI	0	0	0	0	0	0.00	0	0	0	0.00	0	0.00	0	0.00	0	0.00	0
(c)	Employee Trusts	0	0	0	0	0	0.00	0	0	0	0.00	0	0.00	0	0.00	0	0.00	0
(d)	Overseas Depositories(holding DRs) (balancing figure)	0	0	0	0	0	0.00	0	0	0	0.00	0	0.00	0	0.00	0	0.00	0
(e)	Any Other (Specify)	964	5844844	0	0	5844844	27.57	5844844	0	5844844	27.57	0	27.57	0	0.00	1578380	27.00	5832744
	Trusts	1	500	0	0	500	0.00	500	0	500	0.00	0	0.00	0	0.00	0	0.00	500
	Relatives Of Independent Director	5	83403	0	0	83403	0.39	83403	0	83403	0.39	0	0.39	0	0.00	0	0.00	83403
	Hindu Undivided Family	323	242778	0	0	242778	1.15	242778	0	242778	1.15	0	1.15	0	0.00	0	0.00	242778
	Non Resident Indians (Non Repat)	66	36050	0	0	36050	0.17	0	0	0	0.17	0	0.17	0	0.00	0	0.00	36050
	Non Resident Indians (Repat)	200	154457	0	0	154457	0.73	154457	0	154457	0.73	0	0.73	0	0.00	0	0.00	154357



Category	Category & Name of shareholders	Nos. of shareholders	No. of fully paid up equity shares held	No. of Partly paid-up equity shares held	No. of shares underlying Depository Receipts	Total nos. shares held	Shareholding as a % of total no. of shares (calculated as per SCRR, 1957)	Number of Voting Rights held in each class of securities			No. of Shares Underlying Outstanding convertible securities (including Warrants)	Shareholding, as a % assuming full conversion of convertible securities (as a percentage of diluted) share capital)	Number of Locked in shares		Number of Shares pledged or otherwise encumbered		Number of equity shares held in dematerialised form	
								No of Voting Rights					Total as a % of (A+B+C)	No. (a)	As a % of total Shares held(b)	No. (a)		As a % of total Shares held(b)
								Class eg: X	Class eg: y	Total								
	(I)	(III)	(IV)	(V)	(VI)	(VII) = (IV)+(V)+ (VI)	(VIII) As a % of (A+B+C2)	(IX)			(X)	(XI)= (VII)+(X) As a % of (A+B+C2)	(XII)		(XIII)	(XIV)		
	Independent Director	5	454450	0	0	454450	2.14	454450	0	454450	2.14	0	2.14	0	0.00	190000	41.81	454450
	Naresh Lakhmansingh Kothari		*250000	0	0	250000	1.18	*250000	0	*250000	1.18	0	1.18	0	0.00	190000	76.00	250000
	Clearing Member	142	295992	0	0	295992	1.40	295992	0	295992	1.40	0	1.40	0	0.00	4991	1.69	295992
	Bodies Corporate	221	4246266	0	0	4246266	20.03	4246266	0	4246266	20.03	0	20.03	0	0.00	1383389	32.58	4234266
	Jm Financial Services Limited		1365089	0	0	1365089	6.44	1365089	0	1365089	6.80	0	6.44	0	0.00	0	0.00	1365089
	Top Class Capital Markets Private Limited		787535	0	0	787535	3.71	787535	0	787535	3.71	0	3.71	0	0.00	338619	43.00	787535
	Indianivesh Limited		284983	0	0	385483	1.82	385483	0	385483	1.82	0	1.82	0	0.00	284983	100.00	284983
	Edelweiss Custodial Services Ltd.		219691	0	0	219691	1.04	244044	0	244044	1.15	0	1.04	0	0.00	203691	92.72	219691
	Investor Education And Protection Fund Authority Ministry Of Corporate Affairs	1	330948	0	0	330948	1.56	330948	0	330948	1.56	0	1.56	0	0.00	0	0.00	330948
	Sub Total (B)(3)	21896	13054672	0	0	13054672	61.57	13054672	0	13054672	61.57	0	61.57	0	0.00	2259636	17.31	12164788
	Total Public Shareholding (B)= (B)(1)+(B)(2)+(B)(3)	21909	13734811	0	0	13734811	65	13734811	0	13734811	65	0	65	0	0	2284984	21	12836027

*Apart from 2,50,000 equity shares held by Mr. Naresh L. Kothari (category - Independent Director), additional 1,50,000 equity shares are held by him which are currently kept as margin with Edelweiss Custodial Services Limited (category - Other Body Corporate category).

Details of the shareholders acting as persons in Concert including their Shareholding (No. and %):

Details of Shares which remain unclaimed may be given hear along with details such as number of shareholders, outstanding shares held in demat/unclaimed suspense account, voting rights which are frozen etc.

No. of shareholders	No. of Shares
0	0

Note:

(1) PAN would not be displayed on website of Stock Exchange(s).

(2) The above format needs to be disclosed along with the name of following persons: Institutions/Non Institutions holding more than 1% of total number of shares

(3) W.r.t. the information pertaining to Depository Receipts, the same may be disclosed in the respective columns to the extent information available and the balance to be disclosed as held by custodian.



ADF Foods Limited

Table IV - Statement showing shareholding pattern of the Non Promoter- Non Public shareholder

Category	Category & Name of shareholders	Nos. of shareholders	No. of fully paid up equity shares held	No. of Partly paid-up equity shares held	No. of shares underlying Depository Receipts	Total nos. shares held	Shareholding as a % of total no. of shares (calculated as per SCRR, 1957)	Number of Voting Rights held in each class of securities				No. of Shares Underlying Outstanding convertible securities (Including Warrants)	Shareholding, as a % assuming full conversion of convertible securities (as a percentage of diluted share capital)	Number of Locked in shares		Number of Shares pledged or otherwise encumbered		Number of equity shares held in dematerialised form
								No of Voting Rights			Total as a % of (A+B+C)			No. (a)	As a % of total Shares held(b)	No. (a)	As a % of total Shares held(b)	
								Class eg: X	Class eg: y	Total								
	(i)	(iii)	(iv)	(v)	(vi)	(vii) = (iv)+(v)+(vi)	(viii) As a % of (A+B+C2)	(ix)				(x)	(xi) = (vii)+(x) As a % of (A+B+C2)	(xii)		(xiii)		(xiv)
1	Custodian/DR Holder	0	0	0	0	0	0.00	0	0	0	0.00	0.00	0.00	0	0.00	0.00	0.00	0
2	Employee Benefit Trust (under SEBI (Share based Employee Benefit) Regulations, 2014)	0	0	0	0	0	0.00	0	0	0	0.00	0.00	0.00	0	0.00	0.00	0.00	0
	Total Non-Promoter- Non Public Shareholding (C)= (C)(1)+(C)(2)	0	0	0	0	0	0.00	0	0	0	0.00	0.00	0.00	0	0.00	0.00	0.00	0

Note:

(1) PAN would not be displayed on website of Stock Exchange(s).

(2) The above format needs to disclose name of all holders holding more than 1% of total number of shares

(3) W.r.t. the information pertaining to Depository Receipts, the same may be disclosed in the respective columns to the extent information available

